

Opportunity is a reflection  
of information.

---

# Capitalize

---

A powerful new product from PLS that brings transparency to a capital-intensive industry.



PLS tracks financings, relationships and costs of capital.

# Financings, Relationships & Associated Fees

**Capitalize** is a premium database that reports on oil and gas debt and equity offerings while also tracking bank leads, syndicates, account relationships and associated fees.

**Capitalize** saves time and brings clarity to capital markets allowing borrowers and bankers alike to turn information into new business opportunities.

- Lenders use **Capitalize** to compare and contrast financings and fees to enhance client origination, participation and capital allocation
- Borrowers use **Capitalize** to compare and contrast opportunities for new banking relationships and cost of capital savings
- **Capitalize** also tracks private equity investments

■ PLS brings transparency to a capital-intensive industry

[www.plsx.com/capitalize](http://www.plsx.com/capitalize)



Call for Details: 713-650-1212

Opportunity is a reflection of information.



**Capitalize Dashboard**

**Energy Markets (All Financings) Quick Look**

All Financings & Investments By Filing Date

Filing Date	Company	Ticker	Sub Sector	Deal Amount (\$M)	Coupon	Type	Document	# of Banks
10-22-15	Warren Resources Inc	WRSE	EAP	\$51.0		Credit Facility	Filing	1
10-22-15	Warren Resources Inc	WRSE	EAP	\$4,200.0		Credit Facility	Filing	39
10-22-15	Warren Resources Inc	WRSE	EAP	\$600.0		Credit Facility	Filing	37
10-22-15	Warren Resources Inc	WRSE	EAP	\$500.0		Credit Facility	Filing	13
10-22-15	Contract Drilling Inc	ICD	Services	\$125.0		Credit Facility	Filing	9
10-20-15	Essex Energy Corp	EGN	EAP	\$1,400.0		Credit Facility	Filing	22
10-19-15	Carroll Oil & Gas Inc	CRZO	EAP	\$207.9		Equity	Filing	3
10-19-15	EXCO Resources Inc	XCO	EAP	\$300.0	12.3%	Loan	Filing	1
10-19-15	EXCO Resources Inc	XCO	EAP	\$400.0	12.5%	Loan	Filing	1
10-19-15	Bonanza Green Energy Inc	BCEI	EAP	\$475.0		Credit Facility	Filing	38

Results Page: 1 2 ... 358 359

**League Table (Grouped By Year)**

Bank Name	2014	2015	Totals
ABN AMRO	\$1,096.8	\$12.29	\$2,096.1
ABNA Bank	\$111.4		\$0.48
Bank of America	\$1.3		\$0.08
Bank of Montreal			\$0.11
Bank of the West			\$0.02
Bank of West	\$2.6		\$0.92
Bank of West			\$1.30
Bank of West			\$1.43
Bank of West	\$0.19	\$41.7	\$41.89
Bank of West	\$0.81	\$253.2	\$254.01
Bank of West	\$0.87	\$209.4	\$210.27
Bank of West	\$1.16	\$334.3	\$335.46
Bank of West	\$0.99	\$623.3	\$624.29
Bank of West	\$1.66	\$1,170.0	\$1,171.66
Bank of West	\$4.88	\$2,391.9	\$2,396.78
Bank of West	\$0.08	\$45.1	\$45.18
Bank of West	\$0.19	\$80.1	\$80.29

**Equity Deals (Quick Look)**

Equity Issuance By Sector (Quarterly Since 2010)

Bank Fees (Equity Raises) (Quarterly Since 2010)

Quick Look

**Dashboard**  
Customize dashboards in order to visualize and analyze market activity.

**Analyze Market Activity**  
Capitalize allows borrowers and bankers to turn information into immediate market intelligence & new business opportunities.

**Build Custom Comparison Charts**

**Turn information into immediate market intelligence & new business opportunities**

**Capitalize Dashboard**

**Bonds (Quick Look)**

Quarterly Bond Issuances by Sector (Since 2010)

**Other Deals (Quick Look)**

Quarterly Financings (ATM, Others) (Since 2010)

**Loans (Quick Look)**

Loans By Filing Date

Announced	Company	Sector	Ticker	Description	Deal Amount (\$M)	Rate	Term	Coupon	Yield	USD	N/A	Filing
10-19-15	EXCO Resources Inc	EAP	XCO	Term Loan Credit Agreement	\$300.0	\$6.0	10-19-20	12.3%		USD	N/A	Filing
10-19-15	EXCO Resources Inc	EAP	XCO	Term Loan Credit Agreement	\$400.0	\$8.0	10-19-20	12.5%		USD	N/A	Filing
09-29-15	Far East Energy Corp	EAP	FECC	Term Loan Facility Agreement	\$16.3	\$6.5	03-29-18	25%		USD	N/A	Filing
09-29-15	Nabors Industries Ltd	Services	NBR	Loan Agreement	\$325.0	\$6.5	09-29-20	LIBOR + 117.5		USD	BAML	Filing
09-22-15	Synthesis Energy Systems	Refining	SYMX	Loan Agreement	\$3.1	\$0.1	08-22-16	10%		USD	Zachwang Bank Co	Filing
08-09-15	CVI Energy Inc	Refining	CVI	Term Loan	\$190.0	\$3.0	08-09-16			USD	N/A	Filing
08-09-15	CVI Partners LP	Services	UAN	Term Loan	\$190.0	\$3.0	08-09-16			USD	N/A	Filing
07-31-15	Enable Midstream Partners LP	Midstream	ENBL	Term Loan	\$450.0	\$9.0	07-31-16			USD	BAML	Filing
07-02-15	OGE Partners LP	Resources	OCGP	Incremental Term Loan	\$50.0	\$1.0	08-20-19			USD	BAML	Filing
06-22-15	Blue Dolphin Energy	EAP	BDCO	Term Loan Agreement	\$3.0	\$0.1	12-22-15	6.000% / WSI PRIME + 273 bps		USD	Sovereign Bank	Filing
06-15-15	NuStar Energy LP	Midstream	NS	Receivables Financing Agreement	\$125.0	\$2.5	06-15-18	2.000%		USD	PNC	Filing

Comprehensive charts & summaries of the energy markets

CALL 713-650-1212 FOR AN IMMEDIATE ONLINE DEMO





## A Powerful Tool for Capital Markets

### RBL, Capital & PE Markets

Capitalize reports on energy debt and equity offerings while also tracking bookrunners, syndicates, account relationships and associated fees. The product includes seamless access to equity trading data, financial metrics, PLS news and SEC filings. Capitalize also includes a private equity module that tracks portfolio company investments and fund activity.

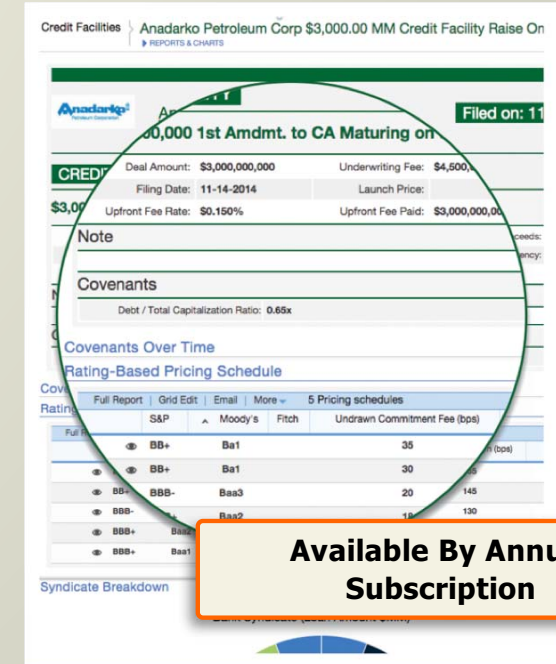
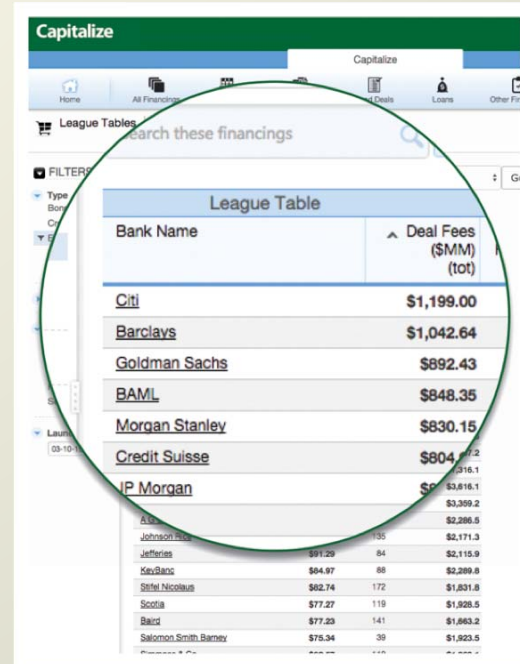
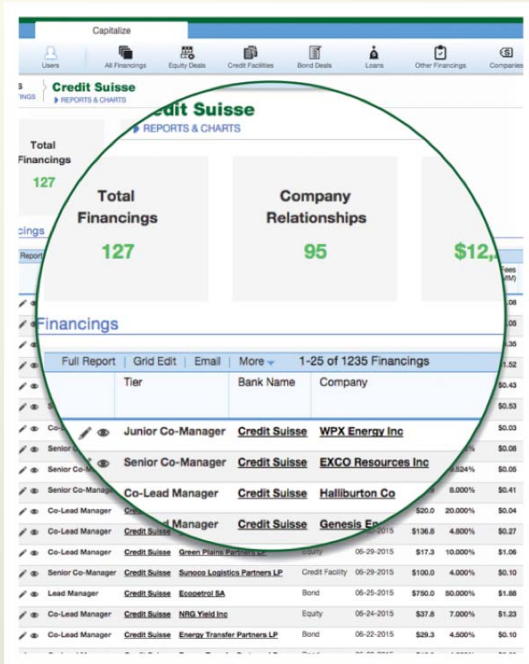
### Analyze Market Activity

Capitalize provides powerful analytics in real time, saving clients significant time and energy in collecting this critical information. The tool also offers quick and easy data mining capability for clients looking for trends and anomalies.

### Track Risk

Capitalize allows clients to track credit risk quickly and easily. Waivers, amendments, pricing schedules and financial covenant changes are tracked through the life of a credit facility.

Turn market information into useable intelligence & new business opportunities



Available By Annual Subscription

■ Clients use Capitalize to compare and contrast financings & fees

FOR MORE DETAILS VISIT: [WWW.PLSX.COM/CAPITALIZE](http://WWW.PLSX.COM/CAPITALIZE)



Includes League Tables for Market Analysis

The screenshot displays the Capitalize software interface. The top navigation bar includes Home, All Financings, Equity Deals, Credit Facilities, Bonds, Loans, Other Financings, League Tables, Company (Index), Banks (Index), and Capital Sources (Index). The main content area is divided into two panels. The left panel shows a 'League Tables' view with a search bar and filters for Type (Credit Facility), Sub Sector (E&P), and Launched At. A table lists various banks and their associated deal fees and allocation amounts. The right panel shows a '129 Financings' view with a search bar and filters for Type (Credit Facility) and Launched At. A table lists individual financing entries with columns for Type, Bank Name, Tier, and Company.

Bank Name	Deal Fees (\$MM) (tot)	Allocation Amount (\$MM) (tot)	Number of Financings
Wells Fargo	\$14.70	\$11,146.2	12
JP Morgan	\$13.25	\$9,523.2	9
BAML	\$11.58	\$7,938.8	9
Citi	\$10.52	\$7,516.8	9
	\$8.96	\$6,408.9	8
	\$8.48	\$6,109.5	8
	\$7.73		
	\$9.26		
	\$6.10		
	\$4.42		
	\$4.91		
	\$5.48	\$4,236.5	6
	\$7.05	\$4,986.3	6
	\$6.07	\$4,035.4	5
	\$3.71	\$2,808.6	5
	\$3.29	\$2,401.7	5

Type	Bank Name	Tier	Company
Credit Facility	Wells Fargo	Senior Co-Manager	Bonanza Creek Energy Inc
Credit Facility	Wells Fargo	Co-Lead Manager	Cimarex Energy Co
Credit Facility	Wells Fargo	Co-Lead Manager	Whiting Petroleum Corp
Credit Facility	Wells Fargo	Co-Lead Manager	EV Energy Partners LP
Credit Facility	Wells Fargo	Lead Manager	SM Energy
Credit Facility	Wells Fargo	Lead Manager	Goodrich
Credit Facility	Wells Fargo	Co-Lead Manager	PDC Energy
Credit Facility	Wells Fargo	Lead Manager	Alta Mesa
Credit Facility	Wells Fargo	Co-Lead Manager	Bill Barrett
Credit Facility	Wells Fargo	Co-Lead Manager	Memorial
Credit Facility	Wells Fargo	Co-Lead Manager	Gulfport
Credit Facility	Wells Fargo	Co-Lead Manager	Halcon
Credit Facility	Wells Fargo	Co-Lead Manager	PetroQuest Energy Inc
Credit Facility	Wells Fargo	Senior Co-Manager	Midcoast Energy Partners LP

**League Tables**  
Rank the top capital providers across all public debt and equity issuances.

Create fully customizable league tables based on specific parameters

**Banks' Public Books**  
Identify each bank's activity level by issue type, company and position within the syndicate.

Bank-by-bank breakdown

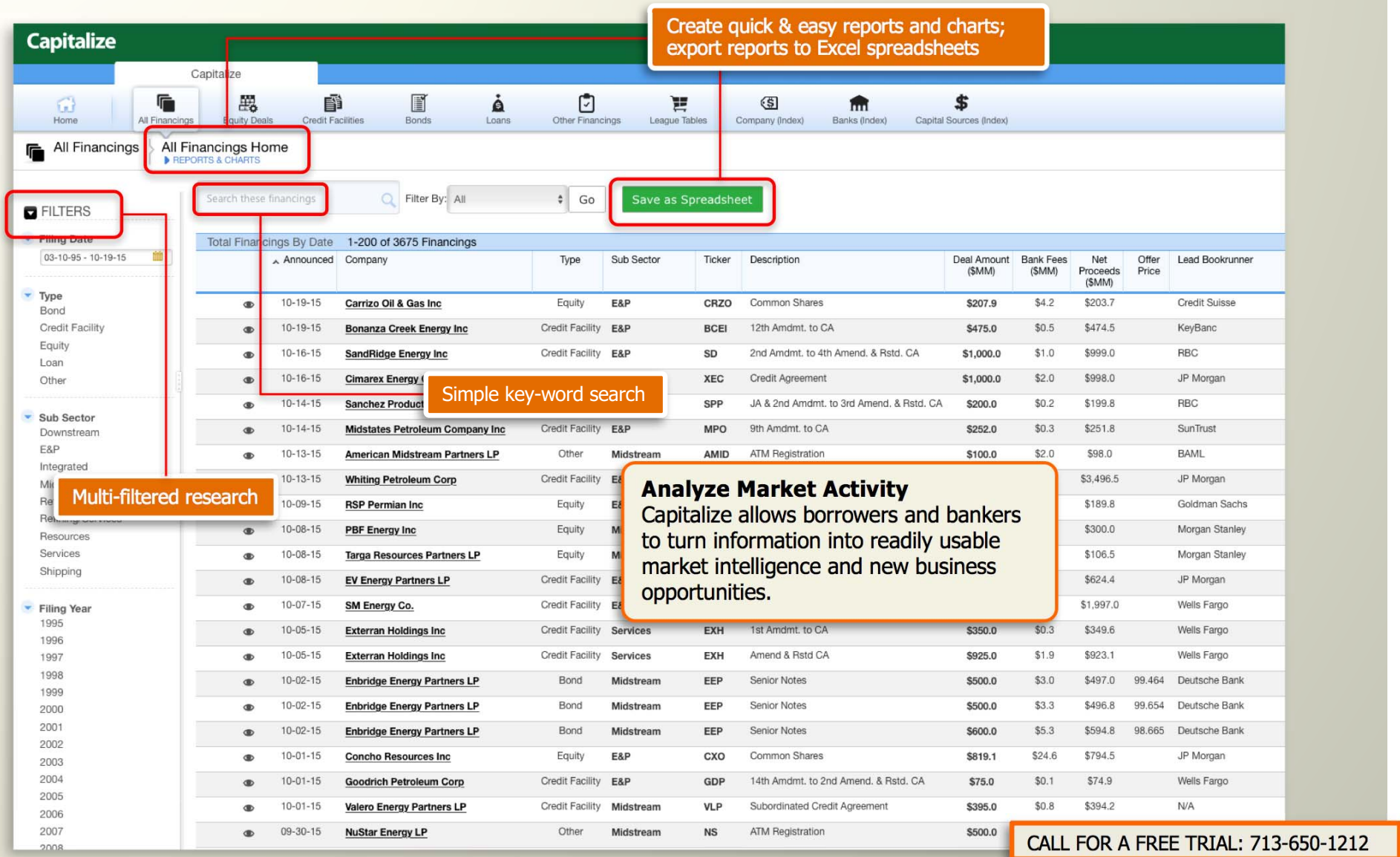
**New Features Liquidity Analysis for entire universe of companies.**

- Borrowing Base
- Undrawn Balance
- Cash Balance
- Liquidity Position

■ League tables captured by deal type, industry vertical, underwriter category & filing period

CALL FOR DETAILS: 713-650-1212

## Includes a Simple Tracking Mechanism for All Industry Financings



**Capitalize**

Home | All Financings | Equity Deals | Credit Facilities | Bonds | Loans | Other Financings | League Tables | Company (Index) | Banks (Index) | Capital Sources (Index)

All Financings Home  
REPORTS & CHARTS

Search these financings [input] Filter By: All [dropdown] Go [button] Save as Spreadsheet [button]

**Filters:**

- Filing Date: 03-10-95 - 10-19-15
- Type: Bond, Credit Facility, Equity, Loan, Other
- Sub Sector: Downstream, E&P, Integrated, Midstream, Refining, Resources, Services, Shipping
- Filing Year: 1995 - 2008

**Table: Total Financings By Date 1-200 of 3675 Financings**

Announced	Company	Type	Sub Sector	Ticker	Description	Deal Amount (\$MM)	Bank Fees (\$MM)	Net Proceeds (\$MM)	Offer Price	Lead Bookrunner
10-19-15	<a href="#">Carrizo Oil &amp; Gas Inc</a>	Equity	E&P	CRZO	Common Shares	\$207.9	\$4.2	\$203.7		Credit Suisse
10-19-15	<a href="#">Bonanza Creek Energy Inc</a>	Credit Facility	E&P	BCEI	12th Amdmt. to CA	\$475.0	\$0.5	\$474.5		KeyBanc
10-16-15	<a href="#">SandRidge Energy Inc</a>	Credit Facility	E&P	SD	2nd Amdmt. to 4th Amend. & Rstd. CA	\$1,000.0	\$1.0	\$999.0		RBC
10-16-15	<a href="#">Cimarex Energy Inc</a>	Equity	E&P	XEC	Credit Agreement	\$1,000.0	\$2.0	\$998.0		JP Morgan
10-14-15	<a href="#">Sanchez Petroleum Corp</a>	Equity	E&P	SPP	JA & 2nd Amdmt. to 3rd Amend. & Rstd. CA	\$200.0	\$0.2	\$199.8		RBC
10-14-15	<a href="#">Midstates Petroleum Company Inc</a>	Credit Facility	E&P	MPO	9th Amdmt. to CA	\$252.0	\$0.3	\$251.8		SunTrust
10-13-15	<a href="#">American Midstream Partners LP</a>	Other	Midstream	AMID	ATM Registration	\$100.0	\$2.0	\$98.0		BAML
10-13-15	<a href="#">Whiting Petroleum Corp</a>	Credit Facility	E&P	WPO	10th Amdmt. to CA	\$3,496.5	\$0.0	\$3,496.5		JP Morgan
10-09-15	<a href="#">RSP Permian Inc</a>	Equity	E&P	RSP	Common Shares	\$189.8	\$0.0	\$189.8		Goldman Sachs
10-08-15	<a href="#">PBF Energy Inc</a>	Equity	Midstream	PBF	Common Shares	\$300.0	\$0.0	\$300.0		Morgan Stanley
10-08-15	<a href="#">Targa Resources Partners LP</a>	Equity	Midstream	TAR	Common Shares	\$106.5	\$0.0	\$106.5		Morgan Stanley
10-08-15	<a href="#">EV Energy Partners LP</a>	Credit Facility	E&P	EV	Subordinated Credit Agreement	\$624.4	\$0.0	\$624.4		JP Morgan
10-07-15	<a href="#">SM Energy Co.</a>	Credit Facility	E&P	SM	10th Amdmt. to CA	\$1,997.0	\$0.0	\$1,997.0		Wells Fargo
10-05-15	<a href="#">Exterran Holdings Inc</a>	Credit Facility	Services	EXH	1st Amdmt. to CA	\$350.0	\$0.3	\$349.6		Wells Fargo
10-05-15	<a href="#">Exterran Holdings Inc</a>	Credit Facility	Services	EXH	Amend & Rstd CA	\$925.0	\$1.9	\$923.1		Wells Fargo
10-02-15	<a href="#">Enbridge Energy Partners LP</a>	Bond	Midstream	EEP	Senior Notes	\$500.0	\$3.0	\$497.0	99.464	Deutsche Bank
10-02-15	<a href="#">Enbridge Energy Partners LP</a>	Bond	Midstream	EEP	Senior Notes	\$500.0	\$3.3	\$496.8	99.654	Deutsche Bank
10-02-15	<a href="#">Enbridge Energy Partners LP</a>	Bond	Midstream	EEP	Senior Notes	\$600.0	\$5.3	\$594.8	98.665	Deutsche Bank
10-01-15	<a href="#">Concho Resources Inc</a>	Equity	E&P	CXO	Common Shares	\$819.1	\$24.6	\$794.5		JP Morgan
10-01-15	<a href="#">Goodrich Petroleum Corp</a>	Credit Facility	E&P	GDP	14th Amdmt. to 2nd Amend. & Rstd. CA	\$75.0	\$0.1	\$74.9		Wells Fargo
10-01-15	<a href="#">Valero Energy Partners LP</a>	Credit Facility	Midstream	VLP	Subordinated Credit Agreement	\$395.0	\$0.8	\$394.2		N/A
09-30-15	<a href="#">NuStar Energy LP</a>	Other	Midstream	NS	ATM Registration	\$500.0	\$0.0	\$500.0		

**Callouts:**

- Create quick & easy reports and charts; export reports to Excel spreadsheets
- Simple key-word search
- Analyze Market Activity: Capitalize allows borrowers and bankers to turn information into readily usable market intelligence and new business opportunities.
- Multi-filtered research

**CALL FOR A FREE TRIAL: 713-650-1212**



**Capitalize**  
Equity Deals Home

Search these equity deals

Filters: Filing Date (09-21-95 - 10-19-15), Sector (E&P), Filing Year (2015, 2014), Filter By: All

Equity Deals By Filing Date 120 Equity Deals

Announced	Company	Sector	Ticker	Description
10-19-15	Carrizo Oil & Gas Inc	E&P	CRZO	Common
10-09-15	RSP Permian Inc	E&P	RSPP	Common
10-01-15	Concho Resources Inc	E&P	CXO	Common
09-23-15	Memorial Resource Development Corp	E&P	MRD	Common
09-18-15	Parsley Energy Inc	E&P	PE	Class A C
08-14-15	Diamondback Energy Inc	E&P	FANG	Common
06-19-15	RSP Permian Inc	E&P	RSPP	Common
06-09-15	Gulfport Energy Corp	E&P	GPOR	Common
06-05-15	Anadarko Petroleum Corp	E&P	APC	Tangible E
05-21-15	Cimarex Energy Co	E&P	KEC	Common
05-20-15	Linn Energy LLC	E&P	LINE	Common
05-20-15	Atlas Resource Partners LP	E&P	ARP	Common
05-14-15	Jones Energy Inc	E&P	JONE	Class A C
05-14-15	Rice Energy Inc	E&P	RICE	Common
05-13-15	Pacific Energy Development	E&P	PED	Common

**Equity Issuances**  
Complete deal  
breakdown.

**Capitalize**  
Equity Deals

Concho Resources Inc \$819.08 MM Equity Raise On 10-01-2015

Deal Sheet

7,700,000 Common Shares Filed on 10-01-15

Deal Amount:	\$819,087,500	Underwriting Fee:	\$24,572,625
Filing Date:	10-01-2015	Last Closing Price:	\$98.30
Public ReOffer Price Per Issue:	\$92.50	ReOffer Discount:	5.900%
Underwriting Discount Per Share:	\$2.77	Underwriting Discount:	3.000%
Proceeds Per Share Net Underwriting:	\$89.72	All In Rate:	8.723%
Shares Issued:	7,700,000	Green Shoe Shares Exercised:	1,155,000
Deal Marketing:		Dividend:	

Note

Bank Syndication

Bank Name	Role	Company	Filing Date	Allocation Amount (\$MM)	Allocation Percentage
JP Morgan		Concho Resources Inc	10-01-15	\$274.4	33.5
Credit Suisse		Concho Resources Inc	10-01-15	\$249.8	30.5
BAML		Concho Resources Inc	10-01-15	\$41.0	5.0
Barclays	Senior Co-Manager	Concho Resources Inc	10-01-15	\$32.8	4.0
BMO	Senior Co-Manager	Concho Resources Inc	10-01-15	\$12.3	1.5
Capital One	Senior Co-Manager	Concho Resources Inc	10-01-15	\$12.3	1.5
Goldman Sachs	Senior Co-Manager	Concho Resources Inc	10-01-15	\$32.8	4.0
Heikkinen Energy Advisors	Senior Co-Manager	Concho Resources Inc	10-01-15	\$8.2	1.0

**Insightful Analytics**  
Access equity offerings while also tracking bookrunning managers, syndicates, account relationships and associated fees.

Equity issuances capture bookrunners, underwriting discounts, fees & more

CALL 713-650-1212 FOR AN IMMEDIATE DEMO

**Credit Facilities**  
This module summarizes the deal terms and negative covenants; tracks changes in covenants over time; details the syndicate and the pricing schedules; and embeds the historical credit amendments for quick and easy access.

id	Announced	Company	Sub Sector
17662	10-14-15	Sanchez Production Partners LP	E&P
17659	10-07-15	SM Energy Co.	E&P
17635	09-30-15	Alta Mesa Holdings LP	E&P
17638	09-30-15	PDC Energy Inc	E&P
17149	07-31-15	NGL Energy Partners LP	Midstream

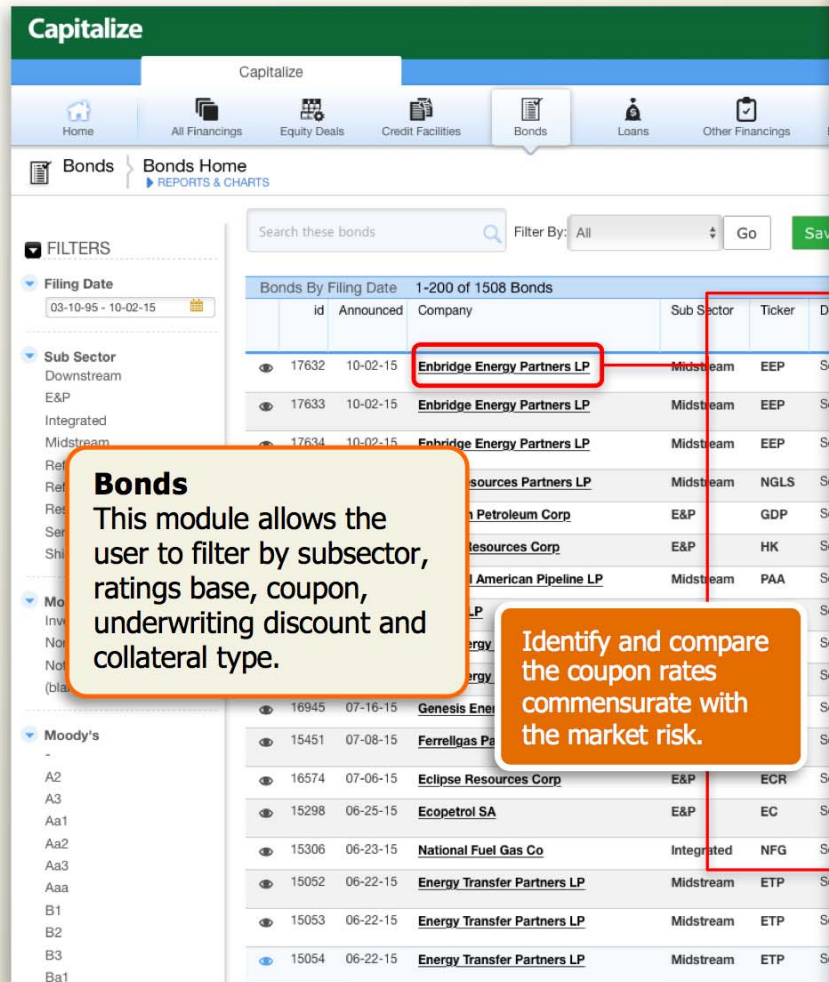
Interface allows user to sort by three types of pricing grids, borrowing base, leverage and ratings while comparing negative covenants for each amendment over the life of a credit facility.

**Covenant**

Filing Date	Debt/EBITDA	Debt/EBITDAX	EBITDA/Interest Expense	EBITDAX/Interest Expense	Net Debt/EBITDA	Net Debt/EBITDAX	Secured Debt/EBITDA	Secured Debt/EBITDAX	Fixed Charge To Coverage	Current Ratio/Current Liabilities	Debt/Total Capitalization Ratio
10-07-15	4.00									1.00	
05-20-15	4.00									1.00	
12-10-14	4.00									1.00	
04-12-13	4.00										

The credit facilities module captures financial covenants, pricing grids, syndications & filings – all in one view

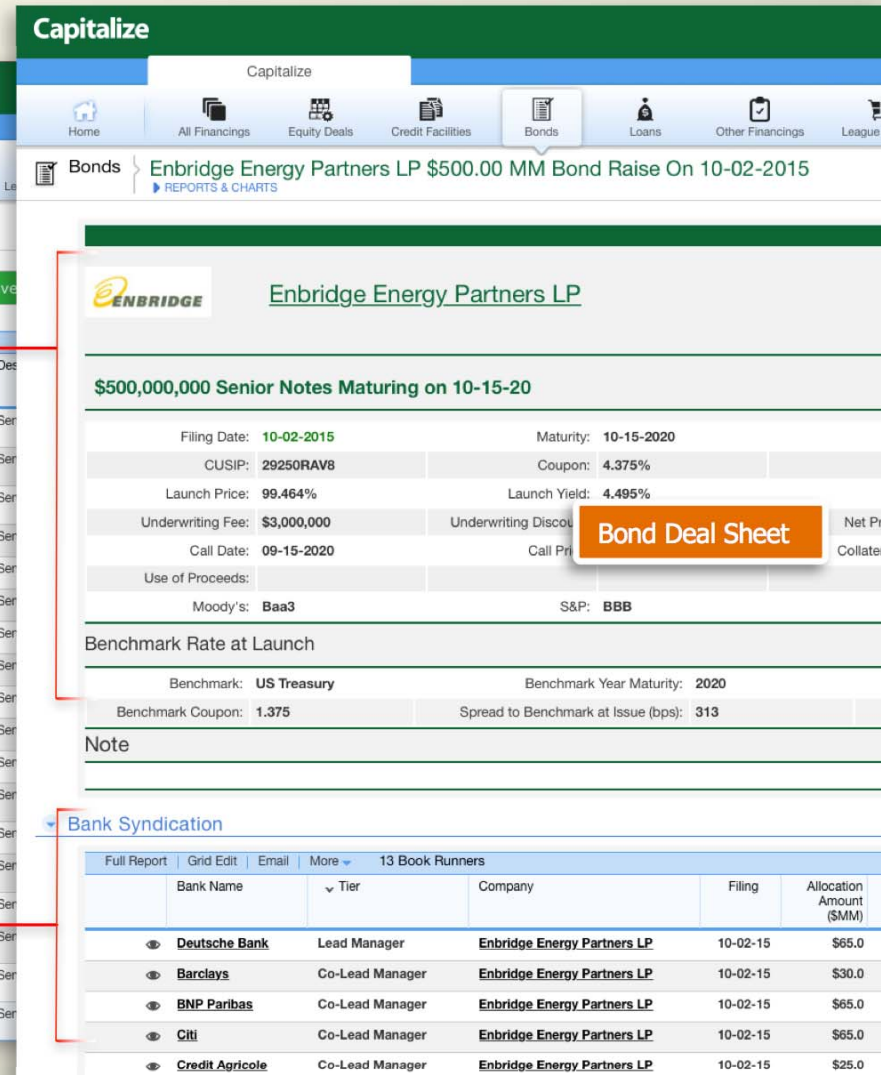




**Bonds**  
This module allows the user to filter by subsector, ratings base, coupon, underwriting discount and collateral type.

Identify and compare the coupon rates commensurate with the market risk.

Id	Announced	Company	Sub Sector	Ticker	Det
17632	10-02-15	Enbridge Energy Partners LP	Midstream	EEP	Ser
17633	10-02-15	Enbridge Energy Partners LP	Midstream	EEP	Ser
17634	10-02-15	Enbridge Energy Partners LP	Midstream	EEP	Ser
16945	07-16-15	Genesis Energy	Midstream	EEP	Ser
15451	07-08-15	Ferrelgas Pa	Midstream	EEP	Ser
16574	07-06-15	Eclipse Resources Corp	E&P	ECR	Ser
15298	06-25-15	Ecopetrol SA	E&P	EC	Ser
15306	06-23-15	National Fuel Gas Co	Integrated	NFG	Ser
15052	06-22-15	Energy Transfer Partners LP	Midstream	ETP	Ser
15053	06-22-15	Energy Transfer Partners LP	Midstream	ETP	Ser
15054	06-22-15	Energy Transfer Partners LP	Midstream	ETP	Ser



**Enbridge Energy Partners LP**  
\$500,000,000 Senior Notes Maturing on 10-15-20

Filing Date: 10-02-2015      Maturity: 10-15-2020  
 CUSIP: 29250RAV8      Coupon: 4.375%  
 Launch Price: 99.464%      Launch Yield: 4.495%  
 Underwriting Fee: \$3,000,000      Underwriting Discou:      Net Pro  
 Call Date: 09-15-2020      Call Pr:      Collater  
 Use of Proceeds:      Moody's: Baa3      S&P: BBB

Benchmark Rate at Launch  
 Benchmark: US Treasury      Benchmark Year Maturity: 2020  
 Benchmark Coupon: 1.375      Spread to Benchmark at Issue (bps): 313

Note

Bank Syndication

Bank Name	Tier	Company	Filing	Allocation Amount (\$MM)
Deutsche Bank	Lead Manager	Enbridge Energy Partners LP	10-02-15	\$65.0
Barclays	Co-Lead Manager	Enbridge Energy Partners LP	10-02-15	\$30.0
BNP Paribas	Co-Lead Manager	Enbridge Energy Partners LP	10-02-15	\$65.0
Citi	Co-Lead Manager	Enbridge Energy Partners LP	10-02-15	\$65.0
Credit Agricole	Co-Lead Manager	Enbridge Energy Partners LP	10-02-15	\$25.0

Detailed bond data, filings, underwriters, share of wallet & more

CALL NOW FOR AN ONLINE DEMO: 713-650-1212



Tracks All Loan Issuances

www.plsx.com



**Loan Deals By Filing Date** 114 Loans

Announced	Company	Sector
11-04-15	Continental Resources Inc	E&P
10-23-15	Westmoreland Resource Partners LP	Res
10-19-15	EXCO Resources Inc	E&P
10-19-15	EXCO Resources Inc	E&P
09-29-15	Far East Energy Corp	E&P
09-29-15	Nabors Industries Ltd	Serv
09-22-15	Synthesis Energy Systems	Refin

**Continental Resources Inc** **LOAN**

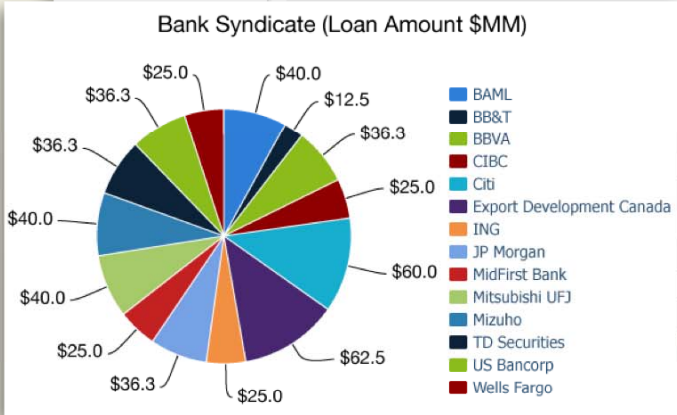
**\$500,000,000 Term Loan Agreement Maturing on 11-04-18**

Filing Date:	11-04-2015	Maturity:	11-04-2018
CUSIP:		Coupon:	Libor + 1375 bps
Launch Price:		Launch Yield:	
Underwriting Fee:	\$10,000,000	Underwriting Discount:	2.00%
Collateral Type:	Unsecured	Lien Position:	N/A
		Net Proceeds:	\$490,000,000

F&P	Company	Instrument	Amount	Price	Yield	Maturity	Rate	Secured	Currency	Bank
F&P	BDCO	Term Loan Agreement	\$3.0	\$0.1	\$2.9	12-22-15	6.000% / WSJ PRIME + 275 bps	Secured	USD	Sovereign Bank
Midstream	NS	Receivables Financing Agreement	\$125.0	\$2.5	\$122.5	06-15-18	2.000%	Secured	USD	PNC
E&P	VQ	Term Loan	\$75.0	\$1.5	\$73.5	12-11-17	LIBOR + 400 bps	Secured	USD	Deutsche Bank
Services	KEG	Loan and Security Agreement	\$100.0	\$2.0	\$98.0	02-28-20		Secured	USD	BAML
E&P		Senior Secured Term Loan Agreement	\$125.0	\$2.5	\$122.5	04-15-18		Secured	USD	Morgan Stanley
Refining	PARR	Fifth Admtd. to Delayed Loan Agreement	\$75.0	\$1.5	\$73.5	07-11-17		Secured	USD	Jefferies
E&P	WRES	Term Loan	\$250.0	\$5.0	\$245.0	05-22-20	LIBOR (or 100 bps) + 850 bps	Secured	USD	Blackstone

**Loan Issuances**  
Access information for loan agreements, syndication tables and summary terms.

CALL 713-650-1212 FOR A FREE TRIAL



Covers all loan issuances including term loans, bridge loans, working capital summary terms & filings



Company Index – 400+ Entities Covered

Capitalize is linked to PLS Corporate Intelligence Module

Quick search by company

**Coming Soon 1st Quarter 2017**  
**Credit Metrics for entire universe of companies.**

- Capital Structure
- Quarterly Production
- Annual Reserves
- PV-10
- Financial Metrics

**Monitor top 10 mutual funds and institutional equity holders.**

Holder	Shares	Percent Outstanding	Type
<b>Mutual Fund (10 Equity holders)</b>			
Growth Fund Of America Inc	8,554,606	6.62%	Mutual Fund
Amcap Fund	3,476,100	2.69%	Mutual Fund
Fundamental Investors Inc	2,920,000	2.26%	Mutual Fund
Vanguard Mid-Cap Index Fund	2,395,195	1.85%	Mutual Fund
Harbor Capital Appreciation Fund	2,351,810	1.82%	Mutual Fund
Vanguard Total Stock Market Index Fund	2,136,176	1.65%	Mutual Fund
American Funds Insurance Ser-Growth Fund	2,065,000	1.60%	Mutual Fund
College Retirement Equities Fund-Stock Account	2,010,448	1.56%	Mutual Fund
Price (T.Rowe) Mid Cap Growth Fund	1,500,000	1.16%	Mutual Fund
American Balanced Fund	1,475,000	1.14%	Mutual Fund
<b>Institutional (10 Equity holders)</b>			
Capital World Investors	12,392,006	9.60%	Institutional
Capital Research Global Investors	10,397,170	8.05%	Institutional
Vanguard Group, Inc. (The)	8,523,954	6.60%	Institutional
Price (T.Rowe) Associates Inc	7,903,315	6.12%	Institutional
Jennison Associates LLC	7,646,676	5.92%	Institutional
Dodge & Cox Inc	3,878,800	3.00%	Institutional
JP Morgan Chase & Company	3,640,318	2.82%	Institutional
Wellington Management Company, LLP	3,483,928	2.70%	Institutional
TIAA-CREF Investment Management, LLC	3,233,852	2.50%	Institutional
BlackRock Institutional Trust Company, N.A.	2,940,517	2.28%	Institutional

The PLS Index allows drill down functionality on a company-by-company basis.

Company view provides a snapshot of all deal activity, major equity holders, charts/analytics & more

CALL: 713-650-1212





## Banking Index – Tracks All Financings By Bank

The screenshot displays the Capitalize Banking Index interface. On the left, there's a 'FILTERS' sidebar with options for Exchange (ASX, BIT, FSE, HKSE, Helsinki, JSC, NASDAQ, NYSE, OTCBB, Pink Sheet, SAO, SGX, Spain SE, TSX). The main area shows a 'Directory Of Banks (A-Z) 35 Banks' list with entries like A G Edwards, BancorpSouth Bank, BankUnited, Barclays, BBVA, Bear Stearns, and Capital One. An orange callout box states: 'The PLS Index allows additional drill down capability on bank-by-bank basis'. On the right, the 'Barclays' company page is shown, including a description: 'Barclays is an investment bank that provides financing and risk management services to large companies, institutions and government clients.' Key metrics are displayed: Total Financings: 1,308; Money Loaned: \$118,479.1 MM; Company Relationships: 394. Below this is a 'Financings' table with columns for Type, Bank Name, Tier, Company, Filing Date, Allocation Amount (\$MM), Allocation Percent, Deal Fees (\$MM), and Go to Deal. An orange callout box points to the table: 'Capitalize is linked to PLS Corporate Intelligence Module'. Another orange callout box at the top right of the Barclays page says: 'Each bank has a company page'. A yellow callout box at the bottom left of the Barclays page says: 'Bank View Captures all underwritings and syndicate participations by bank.'

■ A single view of all capital market activity by bank

FOR MORE DETAILS VISIT: [WWW.PLSX.COM/CAPITALIZE](http://WWW.PLSX.COM/CAPITALIZE)



# PLS Tracks All Private Equity Raises, Sponsorships & Investments

PE Capital Sources (Index) PE Capital Sources (Index) Home You've made changes Save

Search these PE capital sources Tier Private Equity Tier I

Directory Of Capital sources (A-Z) 128 PE capital sources Tier is 'Private Equity Tier I'

Logo	Company	Tier	Contact	Contact Title	Contact University	Website
	4D Global Energy Advisors	Private Equity Tier I	Jerome Halbout	Founding Partner	University of Paris-Sorbonne	<a href="http://www.4dgeo.com">http://www.4dgeo.com</a>
	ARC Financial Corp	Private Equity Tier I	Tanya Causgrove	CFO	University of Alberta	<a href="http://www.arcfinancial.com">http://www.arcfinancial.com</a>
	ArcLight Capital Partners	Private Equity Tier I	Matthew Runkle	Principal	Yale University	<a href="http://www.arclightcapital.com">http://www.arclightcapital.com</a>
	Arie Capital Partners	Private Equity Tier I	John Arney	Managing Partner		<a href="http://www.ariemfg.com">http://www.ariemfg.com</a>
	Aston Hill Financial	Private Equity Tier I	Eric Tremblay	CFO		
	Atinum Partners Co Ltd	Private Equity Tier I	Albert Lee	CEO		

EnCap Investments LP

Private Equity Tier I

Description

EnCap Investments LP is a provider of private equity to the independent sector of the U.S. oil & gas industry totaling ~\$27.5 billion and currently manages capital on behalf of more than 300 U.S. and international investors. EnCap has consistently generated superior returns across multiple industry and hydrocarbon price cycles by applying a lower-risk, disciplined philosophy of preservation and value creation. 160 investments have been realized, creating strong returns for EnCaps institutional partners over multiple industry and with limited losses. EnCap has a proven track record, having successfully invested with more than 220 upstream and midstream oil and gas companies.

Contacts

Portfolio Companies

Full Report | Grid Edit | Email | More - 57 PE Backed Firms

Logo	Company	Sponsor	Status	Sector	Key Areas
	Advance Energy Partners LLC	EnCap Investments LP	Current	Upstream	Texas and Rockies
	American Resources Development Inc	EnCap Investments LP		Upstream	
	American Resources Development LLC	EnCap Investments LP	Current	Upstream	Permian Basin
	BOLD Energy III LLC	EnCap Investments LP	Current	Upstream	Permian Basin
	Brigadier Oil & Gas	EnCap Investments LP	Current	Upstream	Marble Falls formation in the Fort Worth Basin
	Broad Oak Energy II LLC	EnCap Investments LP	Current	Upstream	Permian Basin and Eagle Ford
	Buckhorn Resources	EnCap Investments LP		Upstream	
	Camterra Resources Inc	EnCap Investments LP		Upstream	
	Carrera Energy	EnCap Investments LP		Upstream	
	Common Resources III LLC	EnCap Investments LP		Upstream	
	Cornerstone Natural Resources LLC	EnCap Investments LP		Upstream	
	Council Oak Resources LLC	EnCap Investments LP	Current	Upstream	Anadarko Basin
	Crimson Energy Ltd	EnCap Investments LP		Upstream	
	Dorado E&P Partners LLC	EnCap Investments LP	Current	Upstream	Oklahoma
	Eagle Oil & Gas Co	EnCap Investments LP	Realized	Upstream	West Texas, East Texas, Louisiana
	Empresa Energy LLC	EnCap Investments LP	Realized	Upstream	Haynesville and Eagle Ford shale plays
	Enduring Resources LLC	EnCap Investments LP	Realized	Upstream	Uinta Basin, East Texas, Eagle Ford
	Escondido Resources II LLC	EnCap Investments LP	Realized	Upstream	Olmos Trend in South Texas
	Felix Administrative Services LLC	EnCap Investments LP	Realized	Upstream	Midcon
	FireWheel Energy LLC	EnCap Investments LP	Current	Upstream	Permian Basin and East Texas
	Forge Energy LLC	EnCap Investments LP	Current	Upstream	Central U.S., ranging from onshore Gulf Coast to the Canadian

- Market Place Highlights**  
Generate current lists by:
- Company Logo
  - General Partner (GP)
  - Status
  - Sector
  - U.S. Region
  - Resource Type
  - Area of Interest
  - Vintage
  - Commitment
  - Harvest Year
  - Portfolio Position
  - Shape Files

**Private Equity**  
A comprehensive breakdown of all PE activity.

Capitalize includes analysis by operator AND by sponsor.



Opportunity is a reflection  
of information.

Turn Market Information Into New Business Opportunities

## Quick Summary:

- Provides a user-friendly interface to quickly mine financing arrangements in the energy industry
- Simple and complete views of banking relationships and fees paid
- Allows quick access to data along with all credit facility documents, amendments and financial covenants
- Saves time on researching oil and gas industry SEC documents & complex deal analysis
- Tracks energy financing trends and additional bank products such as at-the-market equity offerings and loans
- Quickly identifies the most active banks or operators across the energy value chain through PLS' League Tables
- Keeps clients informed on the latest capital market transactions in the energy sector
- A subscription also includes additional resources and tools to drive productivity

### Coming Soon 1<sup>st</sup> Quarter 2017

Credit Metrics for  
entire universe of  
companies.

- Capital Structure
- Quarterly Production
- Annual Reserves
- PV-10
- Financial Metrics



Serving the industry with critical information on energy finance, M&A metrics, E&P activity and deals for sale.

**Capitalize**  
Analyze Market Activity.



Capitalize

The Service Offers Resources to Tap, Mine & Observe Capital Markets

Opportunity is a reflection of information.

Four tools in one!

PLS Capitalize Documents

2. Powerful Document Search Tool

search by keyword... [X] All [Create Alert]

Saved Filters Companies Form Types Date Range

Companies  
 EOG RESOURCES INC x ABRAXAS PETROLEUM CORP x  
 APACHE CORP x HALLIBURTON CO x  
 EXXON MOBIL CORP x |  
 EXTERRAN HOLDINGS INC.  
 EXTERRAN PARTNER  
 EXXON CAPITAL CO  
 EXXON MOBIL CORP  
 FALCON DRILLING CO INC  
 FALCON NATURAL GAS CORP  
 FALCON OIL & GAS CO INC  
 Falconridge Oil Technologies Corp.

Search Results 99+

Filing Date	Company	Form	Industry	SEC Link
12/15/2015	EXXON MOBIL CORP	8-K	PETROLEUM REFINING	<a href="#">Go to Site</a>
11/30/2015	ABRAXAS PETROLEUM CORP	8-K	CRUDE PETROLEUM & NATURAL GAS	<a href="#">Go to Site</a>
11/13/2015	HALLIBURTON CO	8-K	OIL & GAS FIELD SERVICES, NEC	
	APACHE CORP	8-K	CRUDE PETROLEUM & NATURAL GAS	
	HALLIBURTON CO	8-K	OIL & GAS FIELD SERVICES, NEC	
11/09/2015	ABRAXAS PETROLEUM CORP	8-K	CRUDE PETROLEUM & NATURAL GAS	
11/06/2015	ABRAXAS PETROLEUM CORP	10-O	CRUDE PETROLEUM & NATURAL GAS	
11/06/2015	APACHE CORP			
11/05/2015	APACHE CORP			
11/05/2015	EOG RESOURCES INC			
11/05/2015	EOG RESOURCES INC			
11/04/2015	ABRAXAS PETROLEUM CORP			
11/04/2015	ABRAXAS PETROLEUM CORP			
11/04/2015	EXXON MOBIL CORP			
10/30/2015	EXXON MOBIL CORP			
10/27/2015	HALLIBURTON CO			
10/23/2015	HALLIBURTON CO			
10/19/2015	HALLIBURTON CO			
10/14/2015	HALLIBURTON CO			

January 15, 2016

PLS Capitalize Daily 8-K Filings

Database Filings docFinder Recap Webinars

1.01 ENTRY INTO A MATERIAL DEFINITIVE AGREEMENT

**Antero Resources Corp (NYSE:AR)** Credit Agreement Amendment On Tuesday, Jan. 12, Antero Resources Corporation (the "Company") entered into an Eighteenth Amendment (the "Eighteenth Amendment") to its Fourth Amended and Restated Credit Agreement with the lenders party thereto and JPMorgan Chase Bank, N.A., as administrative agent (the "Credit Agreement").

**EOG Resources Inc (NYSE:EOG)** On Thursday, Jan. 14, EOG Resources, Inc. (EOG) closed its sale of \$750 million aggregate principal amount of its 4.15% Senior Notes due 2026 (2026 Notes) and \$250 million aggregate principal amount of its 2036 (2036 Notes) and, together with the 2026 Notes, the

**Rice Energy Inc (NYSE:RICE)** On Wednesday, Jan. 13, Rice Energy, Inc. (Rice) entered into a Seventh Amendment (the "Seventh Amendment") to its Credit Agreement, among the Company, Wells Fargo Bank, N.A., as administrative agent, and the lenders and other parties thereto (the "Credit Agreement").

**Rice Midstream Partners LP (NYSE:RMP)** On Wednesday, Jan. 13, Rice Midstream Partners LP (the "Partnership") entered into a First Amendment (the "First Amendment") to its Credit Agreement, among the Partnership, as parent guarantor, Rice Midstream OpCo LLC, as borrower ("Rice OpCo"), Wells Fargo Bank, N.A., as

1. Timely Capital Markets Newsletter

Included with subscription. Capital Markets is published every 3 weeks and covers the energy finance sector.

PLS CAPITAL MARKETS  
 Serving the marketplace with news, analysis and business opportunities

Freeport-McMoRan hits target \$1B with common offering ETE gets Williams in 33%  
 Freeport-McMoRan announced Sept. 18 that its at-the-market common share offering initiated by JP Morgan on Aug. 10 resulted in the sale of 7 million shares hewed deal

Subscription Includes 8-K morning reports.

Coming Soon 1st Quarter 2017

- Credit Metrics for entire universe of companies.
- Capital Structure
  - Quarterly Production
  - Annual Reserves
  - PV-10
  - Financial Metrics

3. Daily email alert on SEC filings linked to document search tool

4. Access to PLS image based docFinder tool as well

www.plsx.com

PLS



Subscribe Now!

Opportunity is a reflection  
of information.



**Capitalize**  
Analyze Market Activity.

The product is sold by annual subscription through an individual or corporate license. The price is based on company type, size and number of users.

Capitalize subscriptions also come with additional services including:

1. Daily Capital Reports including links to SEC filings and relevant news
2. A Capital Markets report published every three weeks by a PLS staff of analysts who recap energy financings
3. Capital Market Alerts and deal analysis on unique financing transactions
4. Access to PLS' docFinder tool for searching peer group financial information by financial results, predictions, capex, F&D costs; stock performance, rates of return; operating costs; debt; PV/valuations; corporate structure
5. Access to PLS CapitalPro Document Search Tool, where users can quickly search government filings

Annual Subscriptions Range From \$12,000-\$15,000 per seat

**Call For 2016 Incentive Pricing!**

[www.plsx.com](http://www.plsx.com)

**PLS**





Opportunity is a reflection of information.

Capitalize is a powerful new product from PLS that brings transparency to a capital-intensive energy industry.

- Tracks All Industry Financings
- Equity Issuance
- Loans & Credit Facilities
- Bond Issuances
- Private Equity
- League Tables For Market Analysis
- Company & Bank Indexes
- Capital Markets News Index

The product allows borrowers and bankers to turn information into new business opportunities.

- Analyzes Market Activity
- Compare & Contrast Financings and Fees

For more details, call **+1 713-600-0129**, email Chris George at [cgeorge@plsx.com](mailto:cgeorge@plsx.com)



**Coming Soon  
1st Quarter 2017**

**Credit Metrics for  
entire universe of  
companies.**

- Capital Structure
- Quarterly Production
- Annual Reserves
- PV-10
- Financial Metrics

**Capitalize**

Analyze Market Activity.

Surf [www.plsx.com/capitalize](http://www.plsx.com/capitalize)

[www.plsx.com](http://www.plsx.com)

